



## Granite Countertop Profiles


These are standard edges that are included in our estimates.



Flat Polish

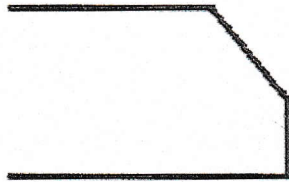


1/4 Bevel




1/4 Bull nose


These are upgraded edges, cost will be explained during template appointment.




1/2 Bevel




1/2 Bull nose



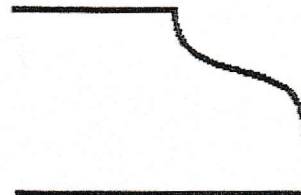
Crescent



Deep Bevel  
45 Degree



Full Bull nose



Ogee



Waterfall